JINLANG CHEMICAL

2026 EDITION

Industrial & Commercial Flooring Systems

Product & System Guide



EPOXY / POLYURETHANE / DECORATIVE QUARTZ

SYSTEM SELECTION • PRODUCT DATA • COLOUR COLLECTION

Find your flooring system

Start with the floor function, required build and preferred appearance.

01 / COMPARE COMPLETE FLOORING SYSTEMS

01	**Thin-film epoxy** General workshops and light-duty areas on sound concrete.	**0.25–0.40 mm** Gloss	P03
02	**Epoxy mortar** Workshops and uneven concrete requiring additional levelling.	**0.75–3.40 mm** Gloss	P04
03	**Self-levelling epoxy** Smooth, seamless, high-gloss production and storage floors.	**1–3 mm** High gloss	P05
04	**Decorative quartz** Commercial and public interiors requiring a coloured quartz finish.	**Approx. 2.2–2.7 mm** Quartz texture	P06

Thickness basis: thin-film = two finish coats; mortar = intermediate + two finish coats; self-levelling and quartz = wearing layer. Primer, repairs and optional varnish are additional.

02 / FUNCTIONAL FINISHING OPTIONS

P07

WB901
Clear matt varnish
Transparent finish

WB902
Coloured matt PU
Pigmented finish

SB500
Floor marking
Aisles & safety lines

03 / PRODUCT INDEX

PRIMERS

FloPri SB10	P08
FloPri SB11	P09
FloPri WB31	P10

INTERMEDIATE COATS

FloMor SB10	P11
FloMor SB12	P12
FloMor SF22	P13

EPOXY FINISHES

FloTop SB100	P14
FloTop SB101	P15
FloTop SF301	P16
FloTop SF306	P17

PU & MARKING

FloTop WB901	P18
FloTop WB902	P19
FloMar SB500	P20

Thin-film epoxy

Low-build, roller-applied gloss coating for sound and prepared concrete.



ILLUSTRATIVE FLOOR FINISH

0.25–0.40 mm
Two finish coats, excluding primer

Gloss
Coloured epoxy surface

7 days
Full cure at 25 °C

SYSTEM BUILD-UP



Layer / product	Dry build	A+B consumption
FloPri SB10 / SB11	Pore sealing	0.15–0.20 / 0.10–0.15 kg/m²
FloTop SB100 × 2	0.25–0.40 mm	0.46–0.74 kg/m²
OR FloTop SB101 × 2	0.25–0.30 mm	0.46–0.54 kg/m²

Choose SB100 for a wider film-build range (up to 200 µm/coat); choose SB101 for 125–150 µm/coat. Recoat after 12–48 h at 25 °C. Foot traffic: approx. 24 h; light traffic: approx. 3 days.

Product data: P08–09, P14–15.

Epoxy mortar flooring

Additional build and levelling for concrete requiring a filled intermediate layer.

0.75–3.40 mm
Intermediate + two finish coats

2 alternatives
Solvent-based or solvent-free mortar

Gloss
SB100 / SB101 wearing surface

SYSTEM BUILD-UP



Layer	Product selection	Consumption / build
Primer	FloPri SB10 / SB11 / WB31	0.15–0.20 / 0.10–0.15 / 0.10–0.15 kg/m² A+B
A: solvent-based mortar	FloMor SB10 or SB12	0.5–1.5 mm total; 1:1 binder/quartz: 1.084 + 1.084 kg/m²/mm
B: solvent-free mortar	FloMor SF22	1–3 mm; 1:1 binder/quartz: 0.93 + 0.93 kg/m²/mm
Finish (choose one)	FloTop SB100 × 2 or SB101 × 2	0.46–0.74 or 0.46–0.54 kg/m² A+B

COMPARE INTERMEDIATE OPTIONS

Selection	SB10 / SB12 (A)	SF22 (B)
System thickness*	0.75–1.90 mm	1.25–3.40 mm
Maximum build	0.30 mm per pass (1:1); 0.25 mm (1:0.5)	1–3 mm filled layer
Waiting to finish	24–48 h between passes; ≥48 h after final pass	24–48 h at 25 °C
Choose for	Thin-pass levelling where extended drying is feasible	Greater build with fewer intermediate passes

For water-based thin levelling or putty, select FloPri WB31 and follow the recipes on P10. For solvent-based mortar, maintain 25 ± 2 °C, RH ≤70% and ventilation. Apply the next coat after the mortar is dry throughout.

Product data: P08–15. A and B are alternative intermediate layers. *System thickness includes two finish coats; primer and repairs are additional.

Self-levelling epoxy

A solvent-free, smooth, high-gloss wearing layer for a seamless concrete floor.



ILLUSTRATIVE FLOOR FINISH

1–3 mm
SF301 wearing-layer thickness

1.43 kg/m²
A+B per mm of thickness

High gloss
Smooth seamless surface

SYSTEM BUILD-UP

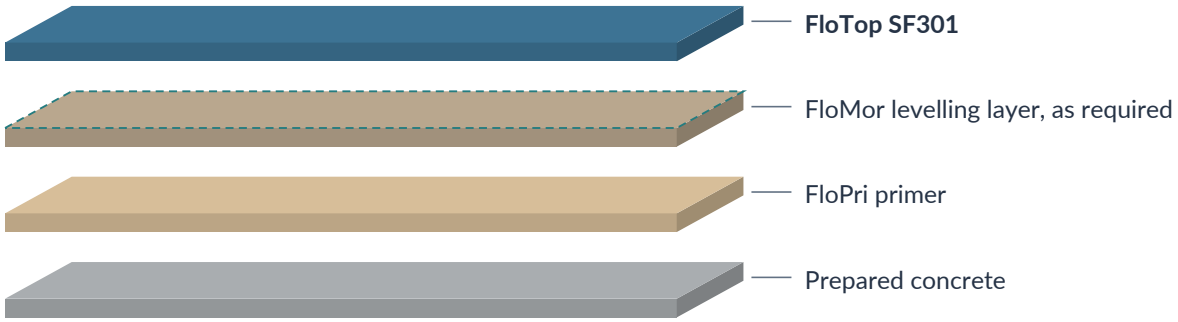

Layer	Product	Consumption / build
Primer	FloPri SB10 / SB11 or compatible WB31	0.15–0.20 / 0.10–0.15 / 0.10–0.15 kg/m² A+B
Intermediate (if required)	FloMor SB10 / SB12 / SF22	Select from P11–13
Wearing coat	FloTop SF301	1–3 mm; 1.43–4.29 kg/m² A+B

Engineering performance targets: Shore D ≥75; compressive strength ≥50 MPa; flexural strength ≥15 MPa; Taber ≤100 mg (CS17, 1,000 g, 1,000 cycles). Foot traffic approx. 12 h, light traffic approx. 3 days and full cure approx. 7 days at 25 °C. See P16 for test conditions.

Decorative quartz epoxy

Dense, trowelled coloured-quartz surface with an optional clear matt varnish.



QUARTZ COLOUR COLLECTION / SUPPLIED VISUAL

2.2–2.7 mm
Approx. dense quartz wearing layer

4–5 kg/m²
Total resin + coloured quartz

12 colours
Quartz colour collection on P22

SYSTEM BUILD-UP

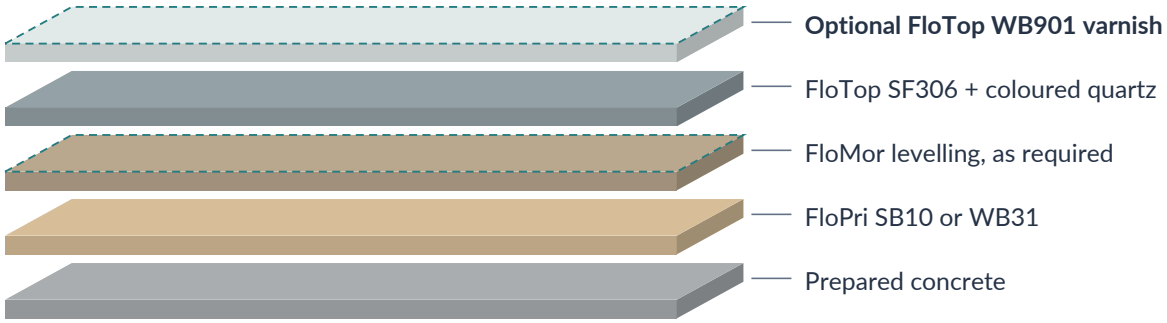

Layer	Product	Consumption / build
Primer	FloPri SB10 or WB31	0.15–0.20 or 0.10–0.15 kg/m² A+B
Levelling (if required)	Specified FloMor	See P11–13
Wearing coat	FloTop SF306 + quartz	2.0–2.5 kg/m² A+B + equal quartz
Optional varnish	FloTop WB901, 1–2 coats	30–45 µm; 0.08–0.12 kg/m² per coat

SF306 A:B = 7:1 by weight; mixed resin : dry coloured quartz = 1:1. Optional WB901 after 48–72 h at 25 ± 2 °C, RH ≤70%, on a firm, dry, lightly abraded surface. SF306 is the finished surface when varnish is omitted.

Product data: P17–18.

Finish & marking options

Complete an epoxy floor with a clear or coloured matt finish, or identify traffic and safety zones.



CLEAR MATT

Preserves underlying colour



COLOURED MATT

Provides pigmented finish



FLOOR MARKING

Defines routes and zones

ILLUSTRATIVE FINISH AND MARKING SCHEMATICS

WATER-BASED POLYURETHANE FINISHES

Product	Suitable epoxy substrate	Dry film / consumption
FloTop WB901 Clear matt varnish	SF301, SB100, SB101 and prepared SF306	30–45 µm / 0.08–0.12 kg/m² per coat; 1–2 coats
FloTop WB902 Coloured matt topcoat	SF301, SB100 and SB101	40–60 µm / 0.10–0.15 kg/m² per coat

WB901: epoxy-to-PU interval 24–48 h at 25 °C for smooth epoxy finishes; SF306 requires 48–72 h at 25 ± 2 °C, RH ≤70%. WB902: apply within the specified epoxy-to-PU interval to a clean, dry, even matt surface. Same-product recoat 24–48 h at 25 °C. Interior applications.

FLOOR & SAFETY MARKING

Product	Substrate	Dry film / consumption
FloMar SB500	Prepared concrete or cured compatible epoxy	125–200 µm / 0.23–0.37 kg/m² per coat

Yellow | White | Red | Green

Mark with brush, roller or suitable airless line-marking equipment. Check adhesion on the prepared substrate. Foot traffic approx. 12 h; light traffic approx. 24 h at 25 °C. Underlying layers must be cured. Product data: P18–20.

FloPri SB10

Epoxy pore-sealing primer

Pigmented solvent-based primer for concrete pore sealing before epoxy finishes, including SF306.

Pore sealing
Prepared concrete

0.15–0.20 kg/m²
A+B per coat

8–48 h
Recoat at 25 °C

PRODUCT INFORMATION

Chemical base	Solvent-based Epoxy
Components	2K
A:B mix ratio	1:1 by weight
Mixed density	1.100 kg/L at 25 °C
Mass solids	80.0% by weight
Volume solids	75.0% by volume
VOC content	< 400 g/L (ready to use)
Packaging	30 kg/set A: 15 kg; B: 15 kg
Shelf life	12 months
Storage	5–30 °C; sealed, dry

APPLICATION & CURING

Application temp.	10–35 °C
Relative humidity	≤80%
Pot life	Approx. 40 min
Induction	10 min (within pot life)
Touch dry	Approx. 2 h
Hard dry / hold	Approx. 8 h
Recoat interval	8–48 h
Full cure	Approx. 7 days

Curing and working times at 25 °C.

BUILD, CONSUMPTION & APPLICATION

Dry build	By substrate absorption
Consumption	0.15–0.20 kg/m² A+B per coat
Thinning	EpoThi 10; 0–5% by weight of mixed A+B
Application method	Brush, roller or squeegee; back-roll, avoid ponding.

ENGINEERING PERFORMANCE SPECIFICATIONS

Pull-off adhesion	≥1.5 MPa or qualifying concrete cohesive failure; ISO 4624 / EN 1542.

Compatible systems: P03–06.

FloPri SB11

Penetrating epoxy primer

Solvent-based penetrating primer for sound concrete; repeat on absorbent areas until uniformly sealed.

Penetrating
Concrete priming

0.10–0.15 kg/m²
A+B per coat

8–48 h
Recoat at 25 °C

PRODUCT INFORMATION

Chemical base	Solvent-based Epoxy
Components	2K
A:B mix ratio	1:1 by weight
Mixed density	1.100 kg/L at 25 °C
Mass solids	80.0% by weight
Volume solids	75.0% by volume
VOC content	< 400 g/L (ready to use)
Packaging	30 kg/set A: 15 kg; B: 15 kg
Shelf life	12 months
Storage	5–30 °C; sealed, dry

APPLICATION & CURING

Application temp.	10–35 °C
Relative humidity	≤80%
Pot life	Approx. 40 min
Induction	10 min (within pot life)
Touch dry	Approx. 2 h
Hard dry / hold	Approx. 8 h
Recoat interval	8–48 h
Full cure	Approx. 7 days

Curing and working times at 25 °C.

BUILD, CONSUMPTION & APPLICATION

Dry build	By substrate absorption
Consumption	0.10–0.15 kg/m² A+B per coat
Thinning	EpoThi 10; 0–5% by weight of mixed A+B
Application method	Brush, roller or squeegee; back-roll, avoid ponding.

ENGINEERING PERFORMANCE SPECIFICATIONS

Pull-off adhesion	≥1.5 MPa or qualifying concrete cohesive failure; ISO 4624 / EN 1542.

Compatible systems: P03–05.

FloPri WB31

Water-based epoxy primer & binder

Water-based binder for pore sealing, thin quartz mortar and putty.

3 recipes
Primer / mortar / putty

Water-based
Epoxy binder

30 min max.
Working time at 25 °C

PRODUCT INFORMATION

Chemical base	Water-based Epoxy
Components	2K
A:B mix ratio	1:1 by weight
Mixed density	1.100 kg/L at 25 °C
Mass solids	70.0% by weight
Volume solids	68.0% by volume
VOC content	< 400 g/L (ready to use)
Packaging	40 kg/set A: 20 kg; B: 20 kg
Shelf life	12 months
Storage	5–30 °C; sealed, dry; protect from freezing

APPLICATION & CURING

Application temp.	15–30 °C
Relative humidity	≤70%
Pot life	Max. 30 min
Induction	0 min
Touch dry	Approx. 4 h
Hard dry / hold	Primer ≥24 h; mortar/putty ≥48 h
Recoat interval	Primer 24–72 h; filled passes 48–72 h
Full cure	Approx. 7 days

Times at 25 °C; filled passes at 25 ± 2 °C, RH ≤70%.

BUILD, CONSUMPTION & APPLICATION

Recipe	A:B:water:powder:sand	Dry build	A+B / total wet mix kg/m²
Primer	1:1:1–1.5:0:0	By absorption	0.10–0.15 / 0.15–0.2625
Mortar	1:1:3:3:7	≤0.5 mm/pass	0.200 / 1.497
Putty	1:1:3:4:0	0.20–0.25 mm/pass	0.146–0.182 / 0.656–0.819

Mortar per 0.5 mm: water 0.299, quartz powder 0.299, dry sand 0.699 kg/m². Putty: water 0.219–0.273 and powder 0.291–0.364 kg/m². Primer: water 0.05–0.1125 kg/m². All ratios by weight. Sand 0.1–0.3 mm; putty powder passes 75 µm sieve.

Roll or squeegee primer; trowel mortar; scrape putty. Allow each pass to dry throughout. Protect from condensation and direct water for at least 24 h.

ENGINEERING PERFORMANCE SPECIFICATIONS

Pull-off adhesion	≥1.5 MPa or qualifying concrete cohesive failure; ISO 4624 / EN 1542.

Compatible epoxy systems: P04–06.

FloMor SB10

Solvent-based epoxy mortar binder

Quartz-filled levelling intermediate for sealed concrete. Build the specified dry thickness in thin passes.

0.5–1.5 mm
Total intermediate build

1:1 / 1:0.5
A+B : dry quartz, by weight

0.30 mm max.
Standard 1:1 dry pass

PRODUCT INFORMATION

Chemical base	Solvent-based Epoxy
Components	2K
A:B mix ratio	5:1 by weight
Mixed density	1.450 kg/L at 25 °C
Mass solids	87.4% by weight
Volume solids	79.1% by volume
VOC content	< 400 g/L (ready to use)
Packaging	30 kg/set A: 25 kg; B: 5 kg
Shelf life	12 months
Storage	5–30 °C; sealed, dry

APPLICATION & CURING

Application temp.	10–35 °C
Relative humidity	≤70%
Pot life	Approx. 40 min
Induction	0 min
Touch dry	Approx. 4 h
Hard dry / hold	≥24 h/pass; dry throughout
Recoat interval	24–48 h/pass; ≥48 h to finish
Full cure	Approx. 7 days

Times at 25 °C; mortar pass schedule at 25 ± 2 °C, RH ≤70%.

BUILD, CONSUMPTION & APPLICATION

A+B : quartz	Max. dry pass	Binder / quartz / total (kg/m²/mm)
1:1 standard	0.30 mm	1.084 / 1.084 / 2.168
1:0.5 binder-rich	0.25 mm	1.362 / 0.681 / 2.043

Total dry intermediate 0.5–1.5 mm. Quartz: 0.1–0.3 mm (1:1) or 0.1–0.2 mm (1:0.5). Additional solvent: 0%. Trowel compact, abrade and vacuum before next pass; wait ≥48 h after the last pass before finish. Maintain ventilation and allow the mortar to dry throughout at 25 ± 2 °C, RH ≤70%.

ENGINEERING PERFORMANCE SPECIFICATIONS

Pull-off adhesion	≥1.5 MPa or qualifying concrete cohesive failure; ISO 4624 / EN 1542.

Compatible systems: P04–05.

FloMor SB12

Solvent-based epoxy mortar binder

Quartz-filled intermediate for thin-pass levelling beneath an epoxy finish.

0.5–1.5 mm
Total intermediate build

1:1 / 1:0.5
A+B : dry quartz, by weight

0.30 mm max.
Standard 1:1 dry pass

PRODUCT INFORMATION

Chemical base	Solvent-based Epoxy
Components	2K
A:B mix ratio	5:1 by weight
Mixed density	1.450 kg/L at 25 °C
Mass solids	87.4% by weight
Volume solids	79.1% by volume
VOC content	< 400 g/L (ready to use)
Packaging	30 kg/set A: 25 kg; B: 5 kg
Shelf life	12 months
Storage	5–30 °C; sealed, dry

APPLICATION & CURING

Application temp.	10–35 °C
Relative humidity	≤70%
Pot life	Approx. 40 min
Induction	0 min
Touch dry	Approx. 4 h
Hard dry / hold	≥24 h/pass; dry throughout
Recoat interval	24–48 h/pass; ≥48 h to finish
Full cure	Approx. 7 days

Times at 25 °C; mortar pass schedule at 25 ± 2 °C, RH ≤70%.

BUILD, CONSUMPTION & APPLICATION

A+B : quartz	Max. dry pass	Binder / quartz / total (kg/m²/mm)
1:1 standard	0.30 mm	1.084 / 1.084 / 2.168
1:0.5 binder-rich	0.25 mm	1.362 / 0.681 / 2.043

Total dry intermediate 0.5–1.5 mm. Quartz: 0.1–0.3 mm (1:1) or 0.1–0.2 mm (1:0.5). Additional solvent: 0%. Trowel compact, abrade and vacuum before next pass; wait ≥48 h after the last pass before finish. Maintain ventilation and allow the mortar to dry throughout at 25 ± 2 °C, RH ≤70%.

ENGINEERING PERFORMANCE SPECIFICATIONS

Pull-off adhesion	≥1.5 MPa or qualifying concrete cohesive failure; ISO 4624 / EN 1542.

Compatible systems: P04–05.

FloMor SF22

Solvent-free epoxy mortar binder

High-build, quartz-filled intermediate for levelling and additional build below an epoxy wearing coat.

1–3 mm
Filled intermediate thickness

1.86 kg/m²
Total mixed mortar per mm

1:1
A+B : dry quartz, by weight

PRODUCT INFORMATION

Chemical base	Solvent-free Epoxy
Components	2K
A:B mix ratio	5:1 by weight
Mixed density	1.430 kg/L at 25 °C
Mass solids	Approx. 100% by weight
Volume solids	Approx. 100% by volume
VOC content	< 400 g/L (ready to use)
Packaging	30 kg/set A: 25 kg; B: 5 kg
Shelf life	12 months
Storage	5–30 °C; sealed, dry

APPLICATION & CURING

Application temp.	10–35 °C
Relative humidity	≤80%
Pot life	Approx. 30 min
Induction	0 min
Touch dry	Approx. 6 h
Hard dry / hold	Approx. 12 h
Recoat interval	24–48 h
Full cure	Approx. 7 days

Curing and working times at 25 °C.

BUILD, CONSUMPTION & APPLICATION

Dry layer	1–3 mm with dry quartz
Binder / quartz	0.93 / 0.93 kg/m²/mm; total 1.86 kg/m²/mm
Aggregate ratio	A+B : dry quartz = 1:1 by weight; 0.1–0.3 mm
Application	Steel trowel or screed; compact and level. Apply mixed resin as supplied; add specified dry quartz only.

ENGINEERING PERFORMANCE SPECIFICATIONS

Pull-off adhesion	≥1.5 MPa or qualifying concrete cohesive failure; ISO 4624 / EN 1542.
Shore D hardness	≥75; ASTM D2240, 7-day cure at 25 °C
Abrasion resistance	≤100 mg; ASTM D4060, CS17 / 1,000 g / 1,000 cycles, 7-day cure at 25 °C
Compression / flexural	≥50 / ≥15 MPa; ASTM C579 / EN 13892-2, 28-day cure at 25 °C

Compatible systems: P04–05. Recoat when the layer is firm and dry.

FloTop SB100

Gloss epoxy floor coating

Solvent-based gloss finish with a wider film-build range for roller-applied concrete flooring.

125–200 µm
Dry film per coat

0.23–0.37 kg/m²
A+B per coat

Gloss
Coloured epoxy finish

PRODUCT INFORMATION

Chemical base	Solvent-based Epoxy
Components	2K
A:B mix ratio	4:1 by weight
Mixed density	1.450 kg/L at 25 °C
Mass solids	87.4% by weight
Volume solids	79.1% by volume
VOC content	< 400 g/L (ready to use)
Packaging	25 kg/set A: 20 kg; B: 5 kg
Shelf life	12 months
Storage	5–30 °C; sealed, dry

APPLICATION & CURING

Application temp.	10–35 °C
Relative humidity	≤80%
Pot life	Approx. 40 min
Induction	0 min
Touch dry	Approx. 3 h
Hard dry / hold	Approx. 12 h
Recoat interval	12–48 h
Full cure	Approx. 7 days
Foot traffic	Approx. 24 h
Light traffic	Approx. 3 days

Curing and working times at 25 °C.

BUILD, CONSUMPTION & APPLICATION

Dry build	125–200 µm per coat
Consumption	0.23–0.37 kg/m² A+B per coat
Theoretical coverage	4.0–6.3 m²/L at stated DFT
Wet film thickness	158–253 µm per coat
Thinning	EpoThi 10; 0–5% by weight of mixed A+B
Application method	Short-pile roller or brush; apply uniform thin coats.

ENGINEERING PERFORMANCE SPECIFICATIONS

Pull-off adhesion	≥1.5 MPa or qualifying concrete cohesive failure; ISO 4624 / EN 1542.
Pencil hardness	≥3H; ASTM D3363, 30-day cure at 25 °C
Abrasion resistance	≤150 mg; ASTM D4060, CS17 / 500 g / 1,000 cycles, 30-day cure at 25 °C
Chemical resistance	Water, 5% NaCl, 5% NaOH and mineral lubricating oil: 24 h covered spot exposure after 7-day cure at 25 °C; 24 h recovery. Acceptance: bonded, no blistering or peeling (ISO 2812-4).

Colours: selected RAL shades, P21. Systems: P03–04, P07.

FloTop SB101

Thin-film epoxy floor coating

Solvent-based gloss finish for low-build flooring on prepared and primed concrete.

125–150 µm
Dry film per coat

0.23–0.27 kg/m²
A+B per coat

Gloss
Coloured epoxy finish

PRODUCT INFORMATION

Chemical base	Solvent-based Epoxy
Components	2K
A:B mix ratio	4:1 by weight
Mixed density	1.450 kg/L at 25 °C
Mass solids	87.4% by weight
Volume solids	79.1% by volume
VOC content	< 400 g/L (ready to use)
Packaging	25 kg/set A: 20 kg; B: 5 kg
Shelf life	12 months
Storage	5–30 °C; sealed, dry

APPLICATION & CURING

Application temp.	10–35 °C
Relative humidity	≤80%
Pot life	Approx. 30 min
Induction	0 min
Touch dry	Approx. 3 h
Hard dry / hold	Approx. 12 h
Recoat interval	12–48 h
Full cure	Approx. 7 days
Foot traffic	Approx. 24 h
Light traffic	Approx. 3 days

Curing and working times at 25 °C.

BUILD, CONSUMPTION & APPLICATION

Dry build	125–150 µm per coat
Consumption	0.23–0.27 kg/m² A+B per coat
Theoretical coverage	5.3–6.3 m²/L at stated DFT
Wet film thickness	158–190 µm per coat
Thinning	EpoThi 10; 0–5% by weight of mixed A+B
Application method	Short-pile roller or brush; apply uniform thin coats.

ENGINEERING PERFORMANCE SPECIFICATIONS

Pull-off adhesion	≥1.5 MPa or qualifying concrete cohesive failure; ISO 4624 / EN 1542.
Pencil hardness	≥3H; ASTM D3363, 30-day cure at 25 °C
Abrasion resistance	≤150 mg; ASTM D4060, CS17 / 500 g / 1,000 cycles, 30-day cure at 25 °C
Chemical resistance	Water, 5% NaCl, 5% NaOH and mineral lubricating oil: 24 h covered spot exposure after 7-day cure at 25 °C; 24 h recovery. Acceptance: bonded, no blistering or peeling (ISO 2812-4).

Colours: selected RAL shades, P21. Systems: P03–04, P07.

FloTop SF301

Solvent-free self-levelling epoxy

High-gloss, smooth seamless wearing layer applied as supplied, without added aggregate or solvent.

1–3 mm
Dry wearing-layer thickness

1.43 kg/m²
A+B per mm

High gloss
Smooth seamless finish

PRODUCT INFORMATION

Chemical base	Solvent-free Epoxy
Components	2K
A:B mix ratio	5:1 by weight
Mixed density	1.430 kg/L at 25 °C
Mass solids	Approx. 100% by weight
Volume solids	Approx. 100% by volume
VOC content	< 400 g/L (ready to use)
Packaging	30 kg/set A: 25 kg; B: 5 kg
Shelf life	12 months
Storage	5–30 °C; sealed, dry

APPLICATION & CURING

Application temp.	10–35 °C
Relative humidity	≤80%
Pot life	Approx. 25 min
Induction	0 min
Touch dry	Approx. 6 h
Hard dry / hold	Approx. 12 h
Recoat interval	12–48 h
Full cure	Approx. 7 days
Foot traffic	Approx. 12 h
Light traffic	Approx. 3 days

Curing and working times at 25 °C.

BUILD, CONSUMPTION & APPLICATION

Dry build	1–3 mm per coat
Consumption	1.43 kg/m²/mm A+B (1.43–4.29 kg/m²)
Theoretical coverage	0.3–1.0 m²/L at stated DFT
Wet film thickness	1000–3000 µm per coat
Dilution / filler	As supplied; no added water, solvent or aggregate
Application method	Notched trowel or gauge rake; spike roll immediately.

ENGINEERING PERFORMANCE SPECIFICATIONS

Pull-off adhesion	≥1.5 MPa or qualifying concrete cohesive failure; ISO 4624 / EN 1542.
Shore D hardness	≥75; ASTM D2240, 7-day cure at 25 °C
Abrasion resistance	≤100 mg; ASTM D4060, CS17 / 1,000 g / 1,000 cycles, 7-day cure at 25 °C
Compression / flexural	≥50 / ≥15 MPa; ASTM C579 / EN 13892-2, 28-day cure at 25 °C
Chemical resistance	Water, 5% NaCl, 5% NaOH and mineral lubricating oil: 24 h covered spot exposure after 7-day cure at 25 °C; 24 h recovery. Acceptance: bonded, no blistering or peeling (ISO 2812-4).

Colours: selected RAL shades, P21. Systems: P05, P07.

FloTop SF306

Decorative quartz epoxy finish

Dense trowelled finish with premixed coloured quartz; optional clear matt WB901 varnish.

2.2–2.7 mm
Approx. dense dry wearing layer

4–5 kg/m²
Resin + coloured quartz

12 colours
Quartz collection, P22

PRODUCT INFORMATION

Chemical base	Solvent-free Epoxy
Components	2K
A:B mix ratio	7:1 by weight
Mixed density	1.400 kg/L at 25 °C
Mass solids	Approx. 100% by weight
Volume solids	Approx. 100% by volume
VOC content	< 400 g/L (ready to use)
Packaging	24 kg/set A: 21 kg; B: 3 kg
Shelf life	12 months
Storage	5–30 °C; sealed, dry

APPLICATION & CURING

Application temp.	10–35 °C
Relative humidity	≤80%
Pot life	Approx. 25 min
Induction	0 min
Touch dry	Approx. 6 h
Hard dry / hold	Approx. 12 h
Recoat interval	24–48 h to SF306; 48–72 h to WB901
Full cure	Approx. 7 days
Foot traffic	≥48 h
Light traffic	≥3 days

Times at 25 °C; recoat, traffic and full cure at 25 ± 2 °C. WB901 recoat: RH ≤70%.

BUILD, CONSUMPTION & APPLICATION

Dry build	Approx. 2.2–2.7 mm dense layer
Consumption	2.0–2.5 kg/m² A+B + 2.0–2.5 kg/m² quartz
Quartz mixing	A+B : dry coloured quartz = 1:1 by weight; 0.3–0.7 mm; no added solvent or water
Application method	Mix A+B 3 min, add quartz and mix 2 min; gauge rake 2.5–3.0 mm, trowel compact.

ENGINEERING PERFORMANCE SPECIFICATIONS

Pull-off adhesion	≥1.5 MPa or qualifying concrete cohesive failure; ISO 4624 / EN 1542.
Shore D hardness	≥75; ASTM D2240, 7-day cure at 25 °C
Abrasion resistance	≤100 mg; ASTM D4060, CS17 / 1,000 g / 1,000 cycles, 7-day cure at 25 °C
Compression / flexural	≥50 / ≥15 MPa; ASTM C579 / EN 13892-2, 28-day cure at 25 °C
Chemical resistance	Water, 5% NaCl, 5% NaOH and mineral lubricating oil: 24 h covered spot exposure after 7-day cure at 25 °C; 24 h recovery. Acceptance: bonded, no blistering or peeling (ISO 2812-4).

Quartz colours: P22. Optional WB901 after 48–72 h; lightly abrade and vacuum. System: P06.

FloTop WB901

Clear matt polyurethane varnish

Water-based transparent matt varnish for interior epoxy floors, including prepared decorative quartz.

Clear matt
Transparent surface finish

30–45 µm
Dry film per coat

0.08–0.12 kg/m²
A+B per coat

PRODUCT INFORMATION

Chemical base	Water-based Polyurethane
Components	2K
A:B mix ratio	10:1 by weight
Mixed density	1.065 kg/L at 25 °C
Mass solids	45.0% by weight
Volume solids	40.0% by volume
VOC content	< 400 g/L (ready to use)
Packaging	16.5 kg/set A: 15 kg; B: 1.5 kg
Shelf life	6 months
Storage	5–30 °C; sealed, dry; protect from freezing

APPLICATION & CURING

Application temp.	10–30 °C
Relative humidity	≤70%
Pot life	30 min
Induction	10 min (within pot life)
Touch dry	Approx. 2 h
Hard dry / hold	Approx. 12 h
Recoat interval	24–48 h (same product)
Full cure	Approx. 7 days
Foot traffic	24 h
Light traffic	48 h

Curing and working times at 25 °C.

BUILD, CONSUMPTION & APPLICATION

Dry build	30–45 µm per coat
Consumption	0.08–0.12 kg/m² A+B per coat
Theoretical coverage	8.9–13.3 m²/L at stated DFT
Wet film thickness	75–113 µm per coat
Dilution	Water 0%; organic thinner 0%
Application method	Short-pile roller; cross-roll, maintain wet edge, protect from water and condensation.

ENGINEERING PERFORMANCE SPECIFICATIONS

Pull-off adhesion	≥1.5 MPa or qualifying concrete cohesive failure; ISO 4624 / EN 1542.
Abrasion resistance	≤100 mg; ASTM D4060, CS17 / 1,000 g / 1,000 cycles, 7-day cure at 25 °C
Chemical resistance	Water, 5% NaCl, 5% NaOH and mineral lubricating oil: 24 h covered spot exposure after 7-day cure at 25 °C; 24 h recovery. Acceptance: bonded, no blistering or peeling (ISO 2812-4).

FloTop WB902

Coloured matt polyurethane topcoat

Water-based pigmented matt topcoat for interior smooth epoxy floors.

Coloured matt
Pigmented surface finish

40–60 µm
Dry film per coat

0.10–0.15 kg/m²
A+B per coat

PRODUCT INFORMATION

Chemical base	Water-based Polyurethane
Components	2K
A:B mix ratio	10:1 by weight
Mixed density	1.200 kg/L at 25 °C
Mass solids	55.0% by weight
Volume solids	48.0% by volume
VOC content	< 400 g/L (ready to use)
Packaging	16.5 kg/set A: 15 kg; B: 1.5 kg
Shelf life	6 months
Storage	5–30 °C; sealed, dry; protect from freezing

APPLICATION & CURING

Application temp.	10–30 °C
Relative humidity	≤70%
Pot life	30 min
Induction	10 min (within pot life)
Touch dry	Approx. 2 h
Hard dry / hold	Approx. 12 h
Recoat interval	24–48 h (same product)
Full cure	Approx. 7 days
Foot traffic	24 h
Light traffic	48 h

Curing and working times at 25 °C.

BUILD, CONSUMPTION & APPLICATION

Dry build	40–60 µm per coat
Consumption	0.10–0.15 kg/m² A+B per coat
Theoretical coverage	8.0–12.0 m²/L at stated DFT
Wet film thickness	83–125 µm per coat
Dilution	Water 0%; organic thinner 0%
Application method	Short-pile roller; cross-roll, maintain wet edge, protect from water and condensation.

ENGINEERING PERFORMANCE SPECIFICATIONS

Pull-off adhesion	≥1.5 MPa or qualifying concrete cohesive failure; ISO 4624 / EN 1542.
Abrasion resistance	≤100 mg; ASTM D4060, CS17 / 1,000 g / 1,000 cycles, 7-day cure at 25 °C
Chemical resistance	Water, 5% NaCl, 5% NaOH and mineral lubricating oil: 24 h covered spot exposure after 7-day cure at 25 °C; 24 h recovery. Acceptance: bonded, no blistering or peeling (ISO 2812-4).

JINLANG CHEMICAL

FloMar SB500

Epoxy floor marking coating

Colour-coded aisles, work zones and safety marking on prepared concrete or compatible cured epoxy.

125–200 µm
Dry film per coat

0.23–0.37 kg/m²
A+B per coat

12 h approx.
Foot traffic at 25 °C

PRODUCT INFORMATION

Chemical base	Solvent-based Epoxy
Components	2K
A:B mix ratio	4:1 by weight
Mixed density	1.450 kg/L at 25 °C
Mass solids	87.4% by weight
Volume solids	79.1% by volume
VOC content	< 400 g/L (ready to use)
Packaging	22.5 kg/set A: 18 kg; B: 4.5 kg
Shelf life	12 months
Storage	5–30 °C; sealed, dry

APPLICATION & CURING

Application temp.	10–35 °C
Relative humidity	≤80%
Pot life	Approx. 2 h
Induction	0 min
Touch dry	Approx. 2 h
Hard dry / hold	Approx. 8 h
Recoat interval	8–48 h
Full cure	Approx. 7 days
Foot traffic	Approx. 12 h
Light traffic	Approx. 24 h

Curing and working times at 25 °C.

BUILD, CONSUMPTION & APPLICATION

Dry build	125–200 µm per coat
Consumption	0.23–0.37 kg/m² A+B per coat
Theoretical coverage	4.0–6.3 m²/L at stated DFT
Wet film thickness	158–253 µm per coat
Thinning	EpoThi 10; 0–5% by weight of mixed A+B
Application method	Brush, roller or airless line-marking equipment.

ENGINEERING PERFORMANCE SPECIFICATIONS

Pencil hardness	≥3H; ASTM D3363, 30-day cure at 25 °C
Abrasion resistance	≤150 mg; ASTM D4060, CS17 / 500 g / 1,000 cycles, 30-day cure at 25 °C
Chemical resistance	Water, 5% NaCl, 5% NaOH and mineral lubricating oil: 24 h covered spot exposure after 7-day cure at 25 °C; 24 h recovery. Acceptance: bonded, no blistering or peeling (ISO 2812-4).

Standard colours: Yellow / White / Red / Green. RAL reference shades:

RAL 1023 RAL 9016 RAL 3020 RAL 6024

RAL flooring colours

Selected industrial and commercial flooring reference shades. Available for compatible pigmented finishes.

SOLID COLOUR SELECTION

RAL 7035
Light Grey

RAL 7032
Pebble Grey

RAL 7040
Window Grey

RAL 7042
Traffic Grey A

RAL 7037
Dusty Grey

RAL 7012
Basalt Grey

RAL 5012
Light Blue

RAL 5015
Sky Blue

RAL 6010
Grass Green

RAL 6021
Pale Green

RAL 1001
Beige

RAL 3009
Oxide Red

COMPATIBLE PRODUCTS

Product	Finish
FloTop SB100 / SB101	Gloss epoxy floor coating
FloTop SF301	High-gloss self-levelling epoxy
FloTop WB902	Coloured matt polyurethane topcoat

Final RAL and decorative quartz colour selection is based on physical samples.

Decorative quartz colours

FloTop SF306 | Twelve colours from the Jinlang quartz collection.



Milky White



Heavenly Blue



Light Grey



Fruit Green



Nutmeg Green



Light Rose



Bright Green



Purple



Peacock Blue



Pigeon Blue



Lemon Yellow



Lake Green

APPEARANCE & ORDERING

FloTop SF306 provides a dense decorative wearing surface. Optional FloTop WB901 adds a clear matt finish. System: P06. Product data: P17–18.

Substrate & application guide

Control the substrate, environmental conditions and every coating interface.

01 / SUBSTRATE ACCEPTANCE

Condition	Requirement
Concrete compressive strength	≥25 MPa
Concrete pull-off strength	≥1.5 MPa
Concrete age	Normally ≥28 days
Moisture	<4% by mass (CM method); no rising moisture
Dew point	Substrate and uncured coating ≥3 °C above dew point

Mechanically prepare by shot blasting or grinding. Remove oil, dust and weak material; repair cracks and defects. Apply subsequent layers to dry, sound and uniformly sealed concrete. Higher-moisture applications require separate testing and approval.

02 / MIXING, RECOATING & SAFETY

Use each product's dedicated Part B at the stated weight ratio. Homogenise Part A, add B and mix at low speed for 2–3 min; transfer to a clean container and remix where specified. Pot life starts at first A/B contact and includes induction and application. Use the product-specific water, thinner or aggregate instructions. Check through-dry condition; abrade and clean when the maximum recoat interval is exceeded.

Follow the current SDS for PPE, ventilation, fire precautions, storage and disposal. Check A/B flash points in the applicable SDS. Use the specified equipment cleaner; remove cured material mechanically. Water-based products: protect from freezing.

03 / SERVICE PERFORMANCE & TRAFFIC RELEASE

Select the floor system according to traffic, loads, chemical exposure and cleaning regime. For designated water-wet level pedestrian areas, assess the actual finished texture by EN 16165 Annex C, Slider 96; engineering target wet PTV ≥36. Include the exposed optional varnish when used. Release traffic after all layers have cured to the specified requirements.

04 / TECHNICAL DATA CONVENTIONS

Coverage and consumption are theoretical. Performance specifications are engineering acceptance criteria.

About Jinlang

Established in 2004, Jinlang Chemical supplies protective coatings and resin flooring systems for industrial and commercial applications. Our range covers concrete priming, intermediate build, epoxy wearing layers, water-based polyurethane finishes and floor marking, supported by product selection and technical documentation.



HEADQUARTERS & R&D CENTRE / COMPANY PHOTOGRAPH

2004
Established

20+
Years of experience

200,000 t
Annual production capacity

CERTIFIED MANAGEMENT SYSTEMS

ISO 9001
Quality management

ISO 14001
Environmental management

ISO 45001
Occupational health & safety management

CONTACT US

Technical sales & project enquiries

7th Floor, Xijiao Innovation Building, No. 3 Qiyuan East Road
Xijiao, Nanhai, Foshan, Guangdong, China

info@jinlangcoating.com

www.jinlangcoating.com

Visit our website